



bces

BÜLBÜLOĞLU STEEL
INDUSTRIES
CORPORATION



COMPANY INFORMATION

BÜLBÜLOĞLU





Bülbüloğlu
Çelik Endüstrisi San. Tic. A.Ş.



CORPORATE STRUCTURE





Bülbüloğlu
Çelik Endüstrisi San. Tic. A.Ş.



❖ **Founded in 2006 at
Yenikent / ANKARA**

❖ **37.000 m2 Total Area**

❖ **22.000 m2 Closed Area**

❖ **2.500 m2 Climate Controlled
Closed Paint Shop**



CAPACITY INFORMATION

- ❖ **According to project type 1750 tons average per month manufacturing capacity.**
- ❖ **21.000 tons per year capacity in totally.**





Bölçes
Çelik Endüstrisi San. Tic. A.Ş.



❖ **4 Continent**

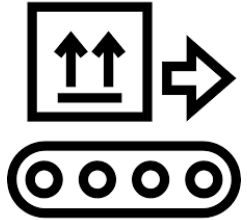
❖ **14 Country**

❖ **Over 170 Completed Successful Project**

BUSINESS EXPRINCES

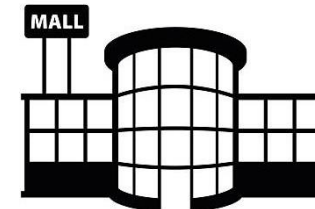
❖ Industrial Facilities;

- Power Plants,
- Cement Plants,
- Dam Equipments,
- Conveyor Systems.



❖ Bridges;

- Continuous Span Bridges,
- Beam Bridges,
- Girder Bridges,
- Cable Stayed Bridges.



❖ Functional Structures;

- Shopping Malls,
- Stadiums,
- Sport Complex,
- Special Buildings.



FACTORY PICTURES





Bölgesel Çelik Endüstrisi
Çelik Endüstrisi San. Tic. A.Ş.

FACTORY





Bölgesel Çelik Endüstrisi
Çelik Endüstrisi San. Tic. A.Ş.



MANUFACTURING HALL





Bölgebüloğlu
Çelik Endüstrisi San. Tic. A.Ş.



MANUFACTURING HALL





Bülbüloğlu
Çelik Endüstrisi San. Tic. A.Ş.



PRE-MANUFACTURING HALL





**VOORTMAN V200 Plate Drilling Bench
with CNC Controlled**



**FICEP 1203 DB Profile Cutting and
Drilling Bench with CNC Controlled**



MESSER Oxy Cutting Bench with CNC Controlled



DISPA Semi-Auto Bend Saw



Bülbüloğlu
Çelik Endüstrisi San. Tic. A.Ş.



ŞAFER Shear 6 meters



**FICEP 1201 DF Profile Cutting Bench
with CNC Controlled**



Heat and Humidity Controlled Paint Shop



Manuel Sand-Blasting Machine



Automatic Sand-Blasting Machine



Stocking Area



Loading Area



Bölce
Çelik Endüstrisi San. Tic. A.Ş.



- ✓ **Quality Management Systems (ISO 9001)**
- ✓ **Environmental Management System (ISO 14001)**
- ✓ **Occupational Health and Safety Management Systems (OHSAS 18001)**
- ✓ **Welding Adequacy (ISO 3834-2)**
- ✓ **Technical requirements for the execution of steel structures (EN 1090-2 CE Marking Exc.4)**

MAJOR CLIENTS





JAPOMA STADIUM AND SPORT COMPLEX MANUFACTURING AND ERECTION / 6000 TONS / DOUALA - CAMEROON



ILIM YOLU BRIDGE / 4000 TONS / ADANA



YAVUZLAR BRIDGE / 1100 TONS / ADANA



CEMENT FACTORY STOCKHALL STEEL WORKS / IVORY COAST – ABIDJAN / 1600 TONS



SURFACE PREPARING FACILITY / 410 TONS / BURSA

COMPLETED PROJECTS





Cornellia Diamond Congress Center Roof / 1050 tons / Antalya

(Span 60 meters)



Bülbüloğlu
Çelik Endüstrisi San. Tic. A.Ş.

KRANWERKE



CRANE BEAMS MANUFACTURING / 350 TONS / GERMANY



KTL TANKS MANUFACTURING AND ERECTION / 450 TONS / IZMIR



1200 MW HAMITABAT Combined Cycle Power Plant Project
6000 Tons / Kırklareli / 2015



Kırıkkale Indendent Power Plant Project 4000 Tons / Kırıkkale / 2015



840 MW İc Anadolu Combined Cycle Power Plant
5000 Tons / Kırıkkale / 2014 - 2015



SERAP HYDROELECTRIC POWER PLANT KARS / 1000 TONS / 2011



GAS TO GASOLINE PROJECT STEEL CONSTRUCTION
TURKMENISTAN / 1650 TONS / 2016



DERINCE PORT CONVEYOR SYSTEMS STRUCTURAL STEEL MANUFACTURING AND ERECTION / TURKEY / 1400 TONS / 2017



STAR CP LLC FACTORY BUILDING MANUFACTURING AND ERECTION
AZARBAYCAN / 1200 TONS / 2013



TTOPCO CPF – II PIPE RACKS – STEEL CONSTRUCTIONS
IRAQ / 1380 TONS /2015



**MARY UREA FACTORY STEEL CONSTRUCTION
TURKMENİSTAN / 1000 TONS / 2011**



Bülbüloğlu
Çelik Endüstrisi San. Tic. A.Ş.

TEFIROM CONSTRUCTION



STEEL PRODUCTION FACTORY IRAQ / 900 TONS / 2013



GALVANISATION PLANT ANKARA / 800 TONS / 2013



BAKU SHIPYARD PROJECT AZERBAIJAN / 1100 TONS / 2012



BAGHDAD BOEING MAINTENANCE HANGAR IRAQ / 1750 TONS / IRAQ



Bülbüloğlu
Çelik Endüstrisi San. Tic. A.Ş.

RENAISSANCE CONSTRUCTION



PRESIDENTIAL PALACE BUILDING STEEL CONSTRUCTION ANKARA /2200 TONS / 2014




**SABIHA GOKCEN NEW TERMINAL BUILDING, PASSENGER BRIDGES,
CONNECTION BUILDINGS AND PEDESTRIAN PASSAGE BRIDGES
/ ISTANBUL / 870 TONS / 2008**



**KAPIKULE BORDER GATE STEEL CONSTRUCTION MANUFACTURING AND ERECTION
EDİRNE / 4060 TONS / 2008**



NATA VEGA SHOPPING MALL STEEL CONSTRUCTION WORKS
ANKARA / 500 TONS / 2011



JW MARRIOTT HOTEL STEELWORKS MANUF. AND ERECTION ANKARA / 430 TONS / 2009



ANTARES SHOPPING MALL STEEL WORKS MANUFACTURING AND ERECTION
ANKARA / 400 TONS / 2008



ATLANTIS SHOPPING MALL STEEL CONSTRUCTION ANKARA / 500 TONS / 2010



MALL-DOVA SM SKYLIGHT CARRIER MANUFACTURING AND ERECTION
MOLDOVA / 480 TONS / 2008



Dakar OA1-OA2-OA3 Bridges – 2570 Tons – Senegal



Dakar OA1-OA2-OA3 Bridges – 2570 Tons – Senegal



Name : Gökçe Bridge
Length : 225 meter
Weight : 1800 tons

Client : Streamway Development
Type : Cable Stayed Bridge
Location : Turkmenistan

OTARIO CONSTRUCTION - ARZUW BRIDGE



Length : 150 meters
Weight : 2100 tons

Type : Girder Bridge
Location: Turkmenistan

ARTVIN-ERZURUM BRIDGES / SISTEM INC. / 3120 TONS



48 METERS LENGHT / GIRDER BRIDGE / 450 TONS / ARTVIN

STREAMWAY DEVELOPMENT



**4 Pcs Cable Stayed Bridge – 2 pcs 3 x 33 meter Constinous Span Bridge Project 2010
4650 TONS - TURKMENISTAN**



Lenght : 3 x 52 meter
2 x 32 meter
1 x 41 meter
1 x 36 meter
1 x 42 meter
1 x 46 meter

Type : Continuous Span Girder Bridge
Weight : 2455 tons
Location : Sakarya



ARTVIN-ERZURUM BRIDGE



Name : Artvin Bridge 1

Lenght : 57 meter

Weight : 530 tons

Client : Dogus Holding

Type : Girder Bridge

Location : Artvin - Turkey

HEKİMHAN BRIDGES



Name : Hekimhan 1 Bridge

Length : 55 meter

Weight : 500 tons

Client : Kolin Inc.

Type : Girder Bridge

Location: Malatya / Turkey

Our contact information to below

Phone : +(90) 312 254 0 254
Fax : +(90) 312 254 0 255
E-Mail : info@bces.com.tr

If you see more details, please you could visit our web sites.

www.bces.com.tr



THANK YOU FOR YOUR INTEREST